



Life to Eagle Trail

Monmouth Council BSA

Advancement Team

2017/2018

Life to Eagle Trail Agenda



- Purpose
- Introduction
- Eagle Requirements
- Eagle Scout Board of Review (BOR)
- Eagle Scout Project Ideas
- Eagle Scout Service Project Workbook

Life to Eagle Trail Purpose



The Trail to Eagle Guide has been prepared by Monmouth Council Advancement Committee to guide and assist scouts seeking to advance from Life rank to the Eagle Scout rank.

This Guide outlines the applicable Council procedures and processes, provides helpful hints, and addresses many of the questions that scouts and leaders have about the process.

We urge you to read and become thoroughly familiar with the contents of this guide.



Life to Eagle Trail Introduction

CONGRATULATIONS for earning Life Scout Rank! Look around your Troop – not a lot of heart-shaped badges to be seen, are there? At each stop on Scouting’s Advancement Trail, fewer and fewer Scouts remain from the group you started with as a Tenderfoot Scout. You have traveled high on Scouting’s Trail to Eagle. You are just one step away from the highest and most prestigious rank in Scouting, Eagle Scout.

Why should you go on to Eagle? As Sir Edmund Hillary replied when asked why he climbed Mt. Everest, **“Because it’s there!”** You are so close now that not going on will be the cause of regret in the future. The main reason to continue is for your own personal sense of meeting an enormous challenge – completing the requirements that few earn. Achieving Eagle Scout Rank is a symbol of achievement recognized throughout the country. Having earned the rank may make a difference in getting into the college you want. Many Eagle Scouts are hired for jobs over others on the sole basis of their achievement. Being an Eagle Scout puts you into the same company as many astronauts, scientists, military leaders, politicians, and even one United States President.

*You **MUST** complete all **6 requirements** for the rank **PRIOR** to your 18th birthday! The Board of Review may be conducted after your birthday.*



Life to Eagle Trail Requirements

1. Be active in your troop and patrol for at least 6 months as a Life Scout.

This time starts on the day of the scout's life board of review, and ends 6 months later. The only time that would not count is if the scout were not registered with a unit.

The time may span units and be non-contiguous



Life to Eagle Trail Requirements

2. Demonstrate Scout spirit by living the **Scout Oath** and **Scout Law** in your everyday life.

Scout spirit is hard to measure, and in fact, there is no specific measure for this requirement.

The ideals of the Boy Scouts of America are spelled out in the Scout Oath, Scout Law, Scout motto, and Scout slogan. Members incorporating these ideals into their daily lives at home, at school, in their religious life, and in their neighborhoods.

Life to Eagle Trail Requirements



2. Demonstrate Scout spirit by living the **Scout Oath** and **Scout Law** in your everyday life.

List on your Eagle Scout Rank Application the names of individuals who know you personally and would be willing to provide a recommendation on your behalf, including **parents/guardians, religious, educational, and employer references.**

Life to Eagle Trail Requirements



3. Earn a total of 21 merit badges , including the following:

(13 Required)

- [First Aid](#)
- [Citizenship in the Community](#)
- [Citizenship in the Nation](#)
- [Citizenship in the World](#)
- [Communication](#)
- [Cooking](#)
- [Personal Fitness](#)
- [Emergency Preparedness](#) OR [Lifesaving](#)
- [Environmental Science](#) OR [Sustainability](#)
- [Personal Management](#)
- [Swimming](#) OR [Hiking](#) OR [Cycling](#)
- [Camping](#), and
- [Family Life](#)



Life to Eagle Trail Requirements

- 4. While a Life Scout, serve actively in your unit for a period of 6 months in one or more of the following positions of responsibility:**
- Boy Scout troop (Leadership Positions)**
- Boy Scout troop. Patrol leader, assistant senior patrol leader, senior patrol leader, troop guide, Order of the Arrow troop representative, den chief, scribe, librarian, historian, quartermaster, junior assistant Scoutmaster, chaplain aide, instructor, Webmaster, outdoor ethics guide
 - Venturing crew. President, vice president, secretary, historian, den chief, treasurer, guide, quartermaster, chaplain aide, outdoor ethics guide



Life to Eagle Trail Requirements

5. While a Life Scout, plan, develop, and give leadership to others in a [service project](#) helpful to any religious institution, any school, or your community. (The project must benefit an organization other than Boy Scouting.)

A project proposal must be approved by the **organization benefiting from the effort, your unit leader and unit committee, and the council or district before you start.**

You must use the [Eagle Scout Service Project Workbook](#), BSA publication No. 512-927, in meeting this requirement. (To learn more about the Eagle Scout service project, see the *Guide to Advancement 2017*)

Life to Eagle Trail Requirements



6. Take part in a **Unit Leader** conference.

A question that I always receive is does the scoutmasters/unit leaders conference have to be the last thing before the scout receives his BOR?

No – none of the requirements (1-6) have to be completed in a order they just need to be completed before the scouts 18th B-day.

Life to Eagle Trail Eagle BOR



Preparing for your Eagle BOR

- All requirements for the Eagle Scout rank, except the board of review, must be completed **PRIOR TO THE SCOUT'S 18th BIRTHDAY.**
- If you meet the above requirements then you can move to the next slide.



Life to Eagle Trail Eagle BOR

The Troop (and the Scout) should fill out **Eagle Scout Rank Application in PDF format** and send it to the Council Registrar (Angela Emer) for verification

Eagle Verification Request email to:

Angela.Emer@Scouting.org

See Appendix for example:



Life to Eagle Trail Eagle BOR


While you are waiting for your application you should give out the Letters of Recommendation

- Parents or Guardian, Neighbor (2) (friend / family), Teacher, Employer (If employed) Religious Leader

Once you receive the Eagle Application back from Council you can now setup your Eagle BOR.

Contact a member of your District Advancement team to schedule an Eagle BOR

Questions






Eagle Scout Service Project

Project Ideas

- Project ideas may be found in many places. Get the word out that you are looking for a project. Contact family, friends, Scout and religious leaders.
- There are many Internet web sites devoted to Eagle Project ideas. Use an Internet search engine to search for "Eagle Scout Project" or "Eagle Scout." Try search engines with news searches for current project ideas.




Eagle Scout Service Project Ideas

ORGANIZATIONS TO CONTACT ABOUT PROJECTS:

- Elementary, Junior and High Schools,
- Community Colleges
- Churches
- Libraries, Parks and Recreation Departments
- Museums & Zoos
- Community Cemeteries
- City, County and State Government Offices
- Non-government Community Organizations
- Women, Children's and Homeless Shelters
- Senior Citizens Organizations
- Wildlife Organizations
- American Indian Services
- Endowment for the Arts
- U.S. Forest Service

Eagle Scout Service Project Workbook







What do I need to bring to the Life to Eagle?

- Eagle Scout Service Project Workbook (512-927)
 - *For you to follow along you must have a copy of the workbook, we will not have any copies for you.*
- *Eagle Scout Rank Application (512-728)*
- Pen
- Paper
 - Plan on taking notes

Questions





Important Documents

- Guide to Advancement 2017
- Eagle Scout Service Project Workbook: #512-927
- Eagle Scout Rank Application #512-728
- Letters of Recommendation

Information can be found on the following Websites:

Monmouth Council Advancement Page:

<https://www.monmouthbsa.org/eaglescoutresources>

National Website:

<http://www.scouting.org/scoutsource/BoyScouts/AdvancementandAwards/Resources.aspx>