



Say (in your own words):

Welcome to our Comprehensive One-Evening Offering of Cub Scout Leader Position-Specific Training.

My name is _____. The other trainers are _____.

We are here to help you learn about Cub Scouting and the role you play in the lives of our Scouts.

Do:

Be sure that you exhibit energy and enthusiasm as you introduce yourself and the other trainers.



Say (in your own words):



During our training today, we are going to show you how Cub Scouting works.

All pack meetings should begin with an opening ceremony, so let's have one here..

Do:

Conduct a simple opening ceremony such as having all of the participants rise to recite the Pledge of Allegiance, the Scout Oath, and the Scout Law.

Reference: [Pack Meeting Resources](#)



The Scout Oath

On my honor I will do my best
To do my duty to God and my country
and to obey the Scout Law;
To help other people at all times;
To keep myself physically strong,
mentally awake, and morally straight.

3

Say (in your own words):

To get us started, let's all repeat the Scout Oath, Our Scouts repeat this often to help them remember why Cub Scouting is important to them.

Do:

Point out the Scout Oath poster or slide. Demonstrate the Cub Scout sign.
Repeat the Oath and Law with the attendees.



The Scout Law

A Scout is:

- Trustworthy
- Loyal
- Helpful
- Friendly
- Courteous
- Kind
- Obedient
- Cheerful
- Thrifty
- Brave
- Clean
- Reverent



4

Say (in your own words):

Scouting prepares youth to make moral decisions today and in the future based on values. Cub Scouting teaches 12 Points of the Scout Law.

Do:

Point out that these Core Values are highlighted, one per month, at the monthly pack meeting. If time permits, discuss a few of the values.



Why Are You Here?

- To learn the fundamentals of Cub Scouting
- To learn what Cub Scout leaders do
- To learn how to make Cub Scouting work
- To learn how to have fun with your den and pack
- To learn how to have successful den and pack meetings and activities



5

Say (in your own words):

Thank you for volunteering to spend time with our Scouts. Without you, Cub Scouting does not exist. And thank you for coming to Cub Scout Leader training. Every boy deserves a trained leader. Your time is important and we want to make sure that we use it well. Here is what we will do today ...

Do:

Point out the learning objectives listed on this slide.



Today's Training

- Starts with general information about Cub Scouting
- Continues with specific information on each leadership position
- Satisfies the basic training requirement for each position
- Provides you with the tools to succeed

6

Say (in your own words):

Today's training will help you understand how Cub Scouting works.

Note that Youth Protection Training also is required for all, and Hazardous Weather Training is required for CM, CA, DL, and DA.

Do:

Briefly discuss the sequence of the presentation.



What is Cub Scouting?





7

Say (in your own words):

You and your young family member are now part of Cub Scouting. Here is what Cub Scouting is all about.



- *The Boy Scouts of America was formally organized in 1910.*
- *Cub Scouting was added as a full-fledged program for younger boys in 1930.*
- *Girls were included in Cub Scouting in 2018.*
- *Underlying all of Scouting's programs are three distinct foundational goals or aims:*
 - Character development
 - Citizenship training
 - Personal fitness



- *Because Cub Scout-age youth enjoy being a part of small groups, which are very effective learning environments, they are divided into groups called dens, which are usually organized by school grade. Ideally, dens consist of between six and eight boys or girls, in a single-gender group.*
- *The dens come together to form a larger group called a pack.*
- *Rudyard Kipling's The Jungle Book is used as a fun theme to tie the program together.*



Cub Scouting

Fun and Adventure
It's time for some FUN!



10



Say (in your own words):

We have learned a bit about Cub Scouting, and now it is time to share in the fun and adventure that the Scouts enjoy.

Do:

Include a morale feature at this time. A simple skit might be appropriate. Explain how this or your chosen morale feature supports the purposes of Cub Scouting.

References: *Resources links in the on-line handouts.*



Cub Scouting ...

- Is for all boys and girls
- Is for family
- Is fun
- Has ideals
- Provides adventure
- Helps develop skills and interests
- Has an advancement plan
- Teaches Cub Scouts to belong
- Teaches Cub Scouts to reach out
- Teaches duty to God and country
- Provides a year-round program
- Helps chartered organizations

11

Say (in your own words):

Briefly mention each point on the slide. From your own personal experience, explain how Cub Scouting fulfills a few of the points.

Do:

Explain that Cub Scout activities take place in a den of up to eight Cub Scouts where they have fun doing the things listed in the slide. The den is their Scouting home. Families work together to make sure the Cub Scouts and the den succeed.

AGE-APPROPRIATE GUIDELINES FOR CAMPING

	LION (5th-6th Grades)	TIGER (6th-7th Grades)	WOLF (8th-9th Grades)	WEBELOS SCOUTS (10th-11th Grades)
National High Adventure				
Council High Adventure				
Wilderness and Backcountry				
Overnights				
Weekend Campouts				
Compasses				See Note #10
Cold Weather Camping	Council Designated Locations Only (verify with local council)			
Overnights				✓
Council-Organized Family Camp	✓	✓	✓	✓
Day Camp	See Summary	✓	✓	✓
Pack Overnights	Council Designated Locations Only			
Family Camping	Council Designated Locations Only (verify with local council)			
Overnights	See Summary	✓	✓	✓
Link #11	✓	✓	✓	✓

12

Say (in your own words):



Cub Scouting programs are age appropriate. Scouts' activities are based on their age and school grade. Adult involvement is also aged based. Parents are highly involved with their Scout's activities in the Tiger Cub den. As Scouts get older, parents take on other roles in the den and pack.

Do:

Talk about each program age group.

Note that 4th graders are called Webelos and 5th graders are called Arrow of Light Scouts.

Reference: link in the on-line handouts.



Aims of Cub Scouting

- Build character
- Learn citizenship
- Develop personal fitness

13

Say (in your own words):

Scouting is based on enabling young people and adults to make ethical decisions today and in the future.



Purposes of Cub Scouting




- Character Development
- Respectful Relationships
- Spiritual Growth
- Personal Achievement
- Good Citizenship
- Friendly Service
- Sportsmanship and Fitness
- Fun and Adventure
- Family Understanding
- Preparation for Scouts BSA


14

Say (in your own words):

Every Cub Scouting activity should help fulfill one of these purposes. When considering a new activity, ask which purpose or purposes it supports.



Methods of Cub Scouting



- Living The Ideals
- Belonging to a Den
- Using Advancement
- Involving Family and Home
- Participating in Activities
- Serving Home and Neighborhood
- Wearing the Uniform

15

Say (in your own words):

To accomplish its purposes and achieve the overall goals of building character, learning citizenship, and developing personal fitness, Cub Scouting uses seven methods:

Living the Ideals—Cub Scouting’s values are embedded in the Scout Oath and Scout Law, the Cub Scout motto, and the Cub Scout sign, handshake, and salute. These practices help establish and reinforce the program’s values in youth members and the leaders who guide them.

Belonging to a Den—The den—a group of six to eight boys or girls who are about the same age—is where Cub Scouting starts. In the den, Cub Scouts develop new skills and interests, they practice sportsmanship and good citizenship, and they learn to do their best, not just for themselves but for the den as well.


Using Advancement—Recognition is important to boys and girls. The advancement plan provides fun for them, gives them a sense of personal achievement as they build skills and capabilities, and strengthens family understanding as adult family members and their den leader work with the youth on advancement adventures.

Involving Family and Home—Whether a Cub Scout lives with two parents or one, a foster family, or other relatives, the family is an important part of Cub Scouting. Parents and adult family members provide leadership and support for Cub Scouting and help ensure that the youth have a good experience in the program.


Participating in Activities—Cub Scouts participate in a huge array of activities including games, projects, skits, stunts, songs, outdoor activities, family camps, trips, and service projects. Webelos dens may have den campouts. Besides being fun, these activities offer opportunities for growth, achievement, and family involvement.

Serving Home and Neighborhood—Cub Scouting focuses on the home and neighborhood. It helps youth members strengthen connections to their local communities, which in turn support their growth and development.


Wearing the Uniform—Cub Scout uniforms serve a dual purpose, demonstrating membership in the group (everyone is dressed alike) and individual achievement (youth members wear the badges they have earned). Wearing the uniform to meetings and activities also encourages a neat appearance, a sense of belonging, and good behavior.



Character Compass



- Know what Oath & Law mean.
- Commit to doing what feels morally right.
- Practice living according to the Scout Law.
- Use the Character Compass to help follow these points.



16



Say (in your own words):

In Cub Scouting, we refer to using the critical areas of knowledge, commitment, and practice and relating them to values as The Character Compass.

Do:

Explain the know, commit, and practice elements of The Character Compass and how they can be used in Cub Scout activities to teach Core Values.

Reference: *Cub Scout Leader Book*



Safeguarding Our Youth

- Youth Protection
 - Two-deep leadership
 - Online training available
- Health and Safety
 - What activities are age-appropriate?
 - What are the BSA policies?
 - Training available throughout the year

17



Say (in your own words):

Our youth members are our most important asset in Cub Scouting. BSA policies and programs have been developed to help ensure their safety.

Do:

Briefly discuss the concept of two-deep leadership and health and safety rules. Provide information about local training options for both topics.

References: *Guide to Safe Scouting and Youth Protection links in the on-line handouts*



Childhood Development

- Characteristics of youth vary with age
 - Details are available in the on-line handouts
- Family support is necessary
- Boys and girls behave differently
- Have patience and a positive attitude
- Your example will have a profound influence

18

Say (in your own words):

Let's discuss how our youth members in Cub Scouting develop, and how we can support them in that process.

Do:

Explain the highlights shown on the chart, but don't delve too deeply into the details.

Reference: *files in the on-line handouts*



MORE FUN CUB SCOUTS LOVE



Let's sing!

19

Say (in your own words):

You now know more about Scouting, and it is time for some more fun.


Do:

Insert a morale feature that would be appropriate for a pack meeting. Depending on the group size, an audience participation activity might be appropriate.


A simple Cub Scout song such as “I’ve got the Cub Scout Spirit” might be appropriate.

Refer to the *Cub Scout Songbook* as the source for the song you use. Explain how this or your chosen morale feature supports the purposes of Cub Scouting.

References: *Cub Scout Leader How-To Book*, *Cub Scout Songbook*, *Songs and Cheers* (in on-line handouts).



Becoming a Bobcat



- The first accomplishment in Cub Scouting, except for Lions
- Seven simple requirements
- It's your turn!

20

Say (in your own words):

We want you to experience Cub Scouting like the Cub Scouts do. The first thing that all youth members must do after joining Cub Scouting—no matter what age or rank—is to earn their Bobcat badge, and now, it's your turn.

Do:

Quickly go through the following charts, demonstrating and explaining the requirements.

Note that Lion Cubs do not earn the Bobcat badge.



Bobcat Requirements

Learn and say the Scout Oath,
with help if needed

Learn and say the Scout Law,
with help if needed

21

Say (in your own words):
We've said these during the opening ceremony.



Bobcat Requirements



Show the Cub Scout sign. Tell what it means.

Show the Cub Scout handshake. Tell what it means.

Say the Cub Scout motto. Tell what it means.

Show the Cub Scout salute. Tell what it means.

22

Say (in your own words):

Here is the Cub Scout sign. The two fingers represent the ears of the Wolf, listening carefully.

Do:

We have already demonstrated and used the sign. Now you can explain that the arm is held high and the fingers are extended. Tell the attendees that the Cub Scout sign is known throughout Cub Scouting as a signal to become quiet and pay attention, and all new members should learn that right away. Also, it's important for adults to set a good example by using and following this sign.

Say (in your own words):

This is the Cub Scout handshake. Share the handshake with your neighbor.

Say (in your own words):

What is the Cub Scout motto? Do your best.

Do:



Explain that this is what is expected of all members of Cub Scouting—youth and adult. If they have done their best, they have done what is needed.

Say (in your own words):

Here is the Cub Scout salute. We do this when we salute the flag.

Do:

Show the salute.



Bobcat Requirements

With your parent or guardian, complete the exercises in the pamphlet:

How to Protect Your Children From Child Abuse: A Parent's Guide – Bobcat Requirements



23

Say (in your own words):


Completing the requirements for the Bobcat badge is one step away.

Do:

Discuss how the Cub Scout, with their adult partner, must complete the exercises in the parents' guide, *How to Protect Your Children From Child Abuse*.



Congratulations!



You have completed all the requirements a Cub Scout needs to earn the Bobcat badge.

24

Say (in your own words):

Congratulations—you have completed the requirements for the Bobcat badge! But adults do not earn badges that the Cub Scouts do. This was just for fun, and now you know what the Scouts will need to do as their first step in Cub Scouting.



Cub Scouting

- Time for a Cheer
 - Recognition is always welcome at a pack meeting!



25

Say (in your own words):

It's time for a cheer to celebrate your completion of the Bobcat badge.

Do:

Select a cheer to reward the accomplishment.

References: *Cub Scout Leader How-To Book, Songs and Cheers* (in on-line handouts).



Advancement

- Advancement is a key method to achieve the aims of Scouting
- Adventures encourage personal development
- Challenges increase with den level
- Den Leaders coordinate and guide
- Family members support the effort
- Use Scoutbook to track progress
- Frequent recognition is important

26



Say (in your own words):

Details will be covered in the segment on Den Leaders and Assistants, but here are the highlights.

Do:

Explain the advancement process in general, and especially the need for family support.

Reference: *on-line handouts.*



Uniforms

- Uniforms are not mandatory, but are a useful means of identification and recognition
- Field (Class A) vs. Activity (Class B) Uniform
- Adult leaders will set an example
- Uniforms support equality of all members
- Uniforms promote good behavior

27

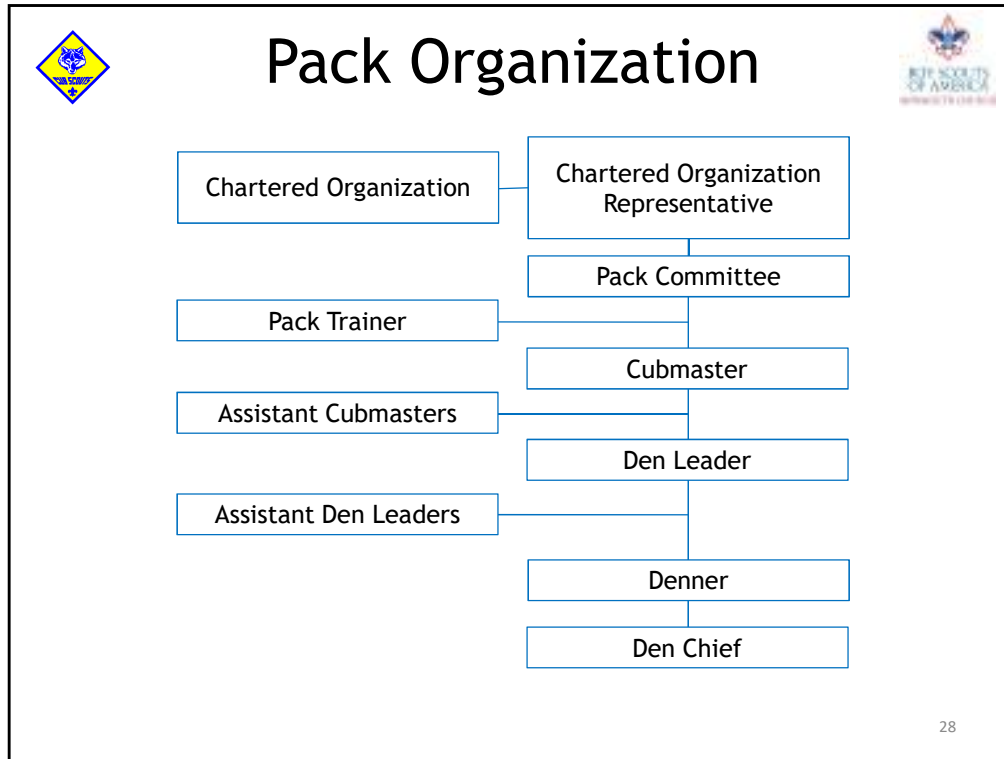
Say (in your own words):

Each pack has its own uniform policy, and that's okay. While uniforms are not mandatory, they should be encouraged. Adult leaders should wear the complete uniform, and wear it correctly, so that they will set a good example for the youth members.

Do:

Cover the highlights only, and refer the participants to the on-line handouts.

Reference: *on-line handouts.*

**Say (in your own words):**

We have been mentioning the pack quite a bit. This chart shows the generic organization of a Cub Scout pack. More detailed charts, showing the structure for family packs, single-gender packs, packs with multi-age dens, and large packs, are included in the on-line handouts.

The pack is a collection of youth and adults associated with a chartered organization. Adult leadership in the pack includes the Cubmaster and assistant, a pack committee chair and committee members, den leaders and assistants, a pack trainer, and the chartered organization representative.

A single-gender group of up to eight boys or girls makes up a den. The den members are in the same grade or age group and work on age-appropriate activities. Each den is required to have a den leader and one or more assistant den leaders. Parent involvement makes the den run smoother, as the additional hands lighten the load of the volunteer leaders.

Do:

Briefly cover the various positions on the chart. Don't go into too much detail.

Discuss the fact that different packs have different numbers of dens and adult leaders.



Parent Involvement



- Encourage all parents to participate
- Ask for help
 - Start with just one job
 - Ask them to do something specific
- Ask them to register
 - Insurance coverage
 - Closer relationship to the unit
 - *Scouting* magazine
- Consider
 - Single-parent families, grandparents, etc.
- Parent and Family Talent Survey

29

Say (in your own words):

Cub Scouting is a family-oriented program. Keeping the parents of the Cub Scouts involved is important. An adult partner attends den and pack meetings with the Lion and Tiger Cubs. In Wolf, Bear, and Webelos dens, the adults are just as necessary for supporting the den leaders. Also, the pack committee always needs adults to fill key positions.

Do:

Discuss some of the ideas on the slide. Lead in to the next slide by suggesting the use of the Family Talent Survey Sheet.

Reference: *Family Talent Survey Sheet in the on-line handouts.*



Parent Involvement

FAMILY TALENT SURVEY

Each adult family member is invited to fill out a separate sheet. Pack _____ Date _____

Welcome to our Cub Scout pack. Cub Scouting is for adult family members as well as youth. We have a fine group of families who have indicated a willingness to help. We invite you to add your talents and interests so that the best possible program can be developed for your child. We hope that you will enjoy being part of our pack's team and want you to know that whatever you can do to help will be appreciated.

- My interests/pastimes include:
 - Social Media
 - Music
 - Sports (please specify): _____
 - Health & Fitness
 - STEM
 - Travel
 - Other Parent Groups (please specify): _____
 - Family Activities
 - Gardening
 - Cooking
 - Crafts
 - Video Games
 - DIY Projects
 - Writing
 - Art
 - Other Volunteer Work (please specify): _____
 - Other (please specify): _____
- A topic I would enjoy teaching youth is: _____
- My job, business, or profession might be of interest to Cub Scouts: _____
- I have training or experience that might be helpful.
 - First Aid or Safety-Related Training or Credentials (please specify): _____
 - Teaching, Coaching, or Mentoring (please specify): _____
 - Previous Scouting Experience (please specify): _____
 - Other: _____
- I am willing to help my child and the pack by providing behind-the-scenes support such as:
 - posting on social media
 - helping to welcome other new parents
 - making contacts for trips and activities
 - providing transportation
 - serving as a pack committee member
 - being part of a New Member Coordinator team
- I would be willing to help my child and the pack by assisting to present the program, perhaps serving as:
 - an occasional presenter
 - part of a team helping a Cub Scout den
 - Den Leader or Assistant
 - Outmaster or Assistant
- I can help in these areas (please check applicable boxes for all ranks):

General Activities	Special Program Resources
<input type="checkbox"/> Carpentry	I have a van <input type="checkbox"/> SUV <input type="checkbox"/> or truck <input type="checkbox"/>
<input type="checkbox"/> Swimming/watercraft safety	<input type="checkbox"/> I have a satellite
<input type="checkbox"/> Games	<input type="checkbox"/> I have family camping gear
<input type="checkbox"/> Nature	<input type="checkbox"/> I have camping gear that others could use
<input type="checkbox"/> Computer skills	
<input type="checkbox"/> Drawing/art	
<input type="checkbox"/> Radio/electronics	
<input type="checkbox"/> Dramatics/skits	

30



Say (in your own words):

To learn about the parents and other adult family members who work with the boy, a Family Talent Survey Sheet can be found at scouting.org, and in the on-line handouts.

Do:

Show the Family Talent Survey Sheet, and encourage everyone to use it to gather information about the parents.

Reference: Family Talent Survey Sheet in the on-line handouts.



Review and Questions

31

Say (in your own words):

Do you have any questions? If not, proceed with the next session.