



This is session 5 of the MCBSA Comprehensive One-Evening Cub Scout Leader Position-Specific Training course.

This session describes the resources available to the course participants, provides a review of the learning objectives, and ends with the presentation of course-completion recognition wallet cards.



National Cub Scouting Resources



- *Cub Scout Leader Book*
- *Cub Scout Leader How-To Book*
- *Guide to Safe Scouting*
- *Scouting* magazine
- *Boys' Life*
- National Web sites
 - my.scouting.org
 - scouting.org
 - scoutbook.com
 - scoutingmagazine.org
 - scoutshop.org
- Other books and pamphlets

2

Tell participants that the BSA National Council prepares and updates all types of literature to help make Cub Scouting fun for you and for the Cubs.

Briefly mention each of the listed publications and websites. Explain how they are helpful. Suggest that packs might want to have a copy of the books in a shared library.

References: *Links are provided in the on-line handouts.*




Local Cub Scouting Resources

- Monmouth Council service center (Morganville)
- District and Unit Commissioner
- District Executive and other support staff
- Scout Executive
- Camping facilities (QHSR and FSR)
- Program support
- Fund-raising programs
- Activities

3

Tell participants that our local council also plays an important supporting role. Explain the role of the Scout Executive and the District Executive.

Emphasize the remaining points on the slide. Mention some of the council and district activities that are held for Cub Scouts, such as Family Camp, Quail Hill Summer Camp, Webelos Woods, etc.



Local Information Sources

- Roundtable
 - Monthly meeting
 - For all leaders and interested parents
 - Conducted by the district
 - Networking with your peers
 - Program ideas and fun
- Council Web site, newsletters, others
<https://www.monmouthbsa.org>
- Commissioner service

4

Explain that Roundtable is a monthly meeting for all Cub Scouting leaders conducted by the district's commissioner staff. Roundtable provides information about the monthly Core Values, pack activities, training, and other events. It is also an opportunity to meet leaders from other packs in your district, and to share tips and solve problems.

Commissioners are volunteers who have a responsibility to help your unit succeed.




Roundtables

<i>District</i>	<i>Where</i>	<i>When</i>
Battleground	Quail Hill Scout Reservation Lawrence Lodge 56 La Valley Dr Manalapan, NJ 07726	First Tuesday of Each Month Cub Scouts 7:30 PM - 8:30 PM Boy Scouts 7:30 PM - 8:30 PM Doors open at 7:00 PM for Coffee & Fellowship
Middlesex	St. Paul's Church 62 S Main Street Milltown, NJ 08850	Second Wednesday of Each Month 7:30 PM
Thunderbird	Memorial Methodist Church 101 W. Sylvania Ave Neptune City, NJ 07753	First Monday of Each Month 7:00 PM - 9:00 PM
Twin Lights	United Methodist Church 247 Broad Street Red Bank, NJ 07701 (rear classroom entrance)	First Monday of Each Month 7:30 PM

5

MCBSA Training Page

BOY SCOUTS OF AMERICA
MONMOUTH COUNCIL

Training Committee

Training

Your Monmouth Council Training Committee exists to help you. We provide training resources that will help you to provide an effective and high-quality training program for your youth members (the job is plain training, it's not a number alone nor a licensed leader!).

This page is dedicated to the basic things a leader should be able to train.

These are your first steps. Most of your basic trainings can be completed online however, check the Council calendar to see when these trainings are done in or near your community. These trainings are enhanced by the personal touch of an

TRAINING RESOURCES

- Training Portfolio
- Cub Scout Leader Training Courses
- Scout PMS / Leader Training Courses
- Youth Leadership Training Courses

6



This is a screen shot from the MCBSA Training webpage.

To find the handouts from this course, first click on the **Cub Scout Leader Training Courses** link.



The screenshot shows the website for the Boy Scouts of America, Alton/Mouth Council. The main heading is "Cub Scout Leader Resources". Below the heading, there is a navigation menu with options like HOME, ABOUT US, CONTACT US, TRAINING, TRAINING, ACTIVITIES, COUNCILS, SUPPORT SERVICES, and RESOURCES. A search bar is also present. The main content area is titled "Cub Scout Leader Training" and features a photograph of four young boys in Cub Scout uniforms looking at a table with various tools. To the right of the photo is a section titled "CUB SCOUT LEADER TRAINING RESOURCES" with a list of links: "Cub Scout Leader Training Overview", "Cub Scout Leader Fund Course Training", "Comprehensive 5 Evening Leader Position Specific (CSLEPT)", "CSLEPT Registration Form", and "CSLEPT Resource Resources". A red arrow points to the "CSLEPT Resource Resources" link.

The handouts are posted as downloadable files on this page.



Unit Information Sources

- Pack trainer
- Other leaders
- Pack library
- Visit another den meeting
- Ask for advice
- Ask for help

8

Say (in your own words):

Making sure the Cub Scouts have a good time is all about planning. The BSA has helped with the den and pack meetings, but the adults in the pack have to make some decisions as well.

Do:

Talk about the key points on the slide. Make sure that the participants understand the need for a year-round program. Briefly discuss the Summertime Pack Award and the Journey to Excellence Award.

References: National Summertime Pack Award, Journey to Excellence Award are available as links in the on-line handouts.



Closing Ceremony “The Living Circle”



(This is just one version of this ceremony.)

Each person grasps the extended left thumb of the person to the left, thus making a complete living circle handclasp. Meanwhile, the right hand of each is held high above the head in the Cub Scout Sign.

The living circle can be put into action by pumping the left hands up and down while all say:

"Ah-kay-la! We'll do our best!",

snapping into a circle of individual salutes at the word "best."

9

Before reviewing the learning objectives and distributing course-completion wallet cards, have the staff and participants join in a closing ceremony using “The Living Circle.” This is in the handouts.



So... did you do this?



- Learn the fundamentals of Cub Scouting
- Learn what Cub Scout leaders do
- Learn how to make Cub Scouting work
- Learn how to have fun with your den and pack
- Learn how to have successful den and pack meetings and activities

10

Review the learning objectives. Don't just read the objectives, but encourage the participants to say how they were accomplished.



Summary and Punch-Line



- Cub Scouting is fun for everyone involved.
- The program is already designed for you.
- There is great value for the Cubs and for us adults as well.
- The program works if we set the example.
- ***Every Scout deserves a trained leader!***

11

Every good presentation needs a punch-line. Here's ours.



Congratulations—you have completed basic training for all of the pack leadership positions and you may wear the “Trained” emblem on your BSA uniform shirt. Now go make this stuff work and have fun with your Cub Scouts!

Award the participants their training completion cards. You may also wish to present a completion certificate. Make sure that all participants are furnished with the dates, times, and locations of their district roundtable before they leave. Encourage them to attend roundtable regularly.

Note: remind participants that Cubmasters, Den Leaders, and their assistants also need to complete Hazardous Weather Training in order to wear the **Trained** strip.

Remind the participants to complete and hand in a course evaluation form.